

# Store More. Period.



## Sports Equipment Storage Solutions

Engineered by Montel.  
Trusted by Equipment Managers,  
Coaches, Athletes and Teams

**Every Sport Has Its System.  
So Should Your Storage.**







**M 100**  
YEARS OF INNOVATION

# Montel's Playbook

---

From first assessment to final install, everything we do is engineered for precision, efficiency, and lasting performance – including 3D renderings and ROI analysis.

Here's how we play to win:

- 
- 1 We listen first**  
To your sport, your space, and your goals
  - 2 We plan around your gear flow and team dynamics**  
Ensuring every inch works for you
  - 3 We manufacture modular systems**  
That evolve with your season.
  - 4 We deliver pro-level outcomes**  
Backed by decades of on-the-ground success.

Start Your Game Plan





# Made for the Demands of Sports

Montel designs custom storage systems tailored to the daily demands of athletic departments, professional teams, and multi-sport facilities.

**No matter the sport. No matter the scale. We're built for it.**

## Sports Equipment



Football



Hockey



Basketball



Baseball



Soccer



Golf



Lacrosse



Track & Field



Parachute &  
Skydiving



Ski/  
Snowboard



Cycling



Any Sport  
with Gear

## Installations

MLB  
MLS  
NBA  
NFL  
NHL  
CFL

Major League  
Sports Teams



Athletic  
Departments



Campus Rec.  
Centers



Olympic  
Training  
Facilities



Youth  
Academies



College Teams



Halls of Fame



Locker Rooms



Rehab Zones



Dry Areas

# We Make Every Inch Count

Montel storage systems are designed to optimize every square foot – whether you're increasing capacity, reclaiming space for operations, or eliminating costs tied to unused areas.

**Eliminate the need for multiple space-wasting static aisles.**

**Here is how:**

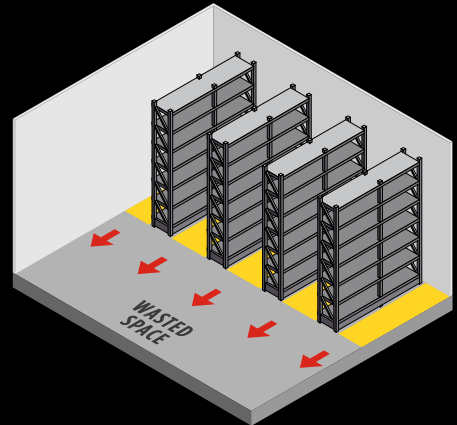
1. Static units are mounted on mobile carriages.
2. Mobile carriages travel on tracks.
3. Use the handle to move the manual systems or turn the 3-spoke SafeCrank handle for mechanical-assist systems or push a button on the powered system control to open the desired aisle.

SPACE  
WASTING  
STATIC  
AISLES



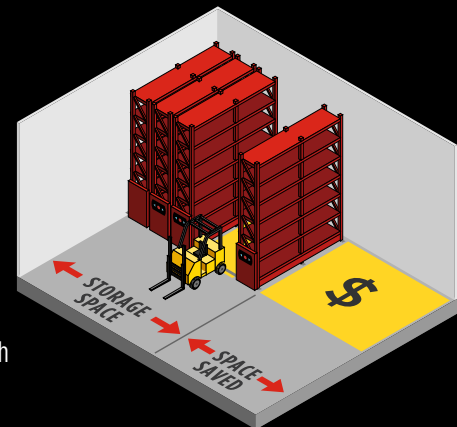
**WASTED SPACE  
CONVENTIONAL FIXED  
RACKING LAYOUT.**

Conventional storage systems require space-wasting fixed aisles.



**SPACE SAVED & INCREASED  
PROFITS MOBILE STORAGE LAYOUT.**

Montel's high-density storage systems save up to 50% of your floor space in most cases, and accommodate growth for other uses while increasing revenue.

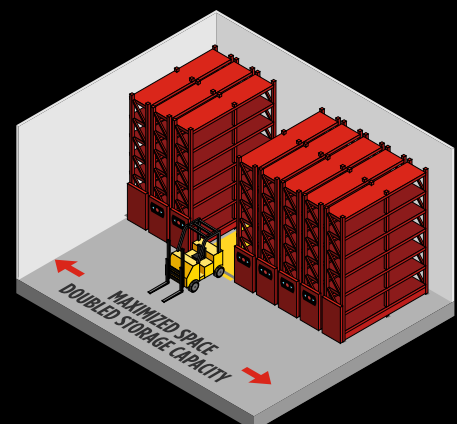


**100%  
GREATER  
STORAGE  
CAPACITY**



**DOUBLED STORAGE CAPACITY.  
MAXIMIZED SPACE & INCREASED  
PROFITS MOBILE LAYOUT.**

100% greater storage capacity within the original floor space, eliminating the need for a costly expansion or the construction of a new facility.



# Trusted Across the Industry

Montel systems are chosen by leaders in sport – because we've earned the trust of equipment managers who demand more: durability, efficiency, and intelligent design that works as hard as they do.

Explore our signature systems:

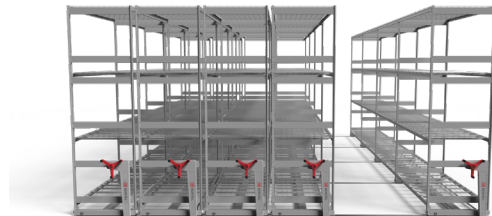
## Mobilex®

World-Class Efficiency. Game on.



## Bulk&Roll™

Storage. Dialed In.




## SafeAisle™

Safety-first mobility.



## SmartSpace™

Compact. Agile. Adaptable.



2M



2MA

## SmartShelf®

Organized. Ready for anything.



## SmartGlide™

Smart Moves. Side to Side.





# Storage That Plays Every Position

---

Whether you're managing a professional roster, a collegiate program, or a multisport facility, every piece of gear counts. Montel brings order to the chaos with durable, high-quality storage solutions that support athletes, coaches, and equipment managers in their daily routines.



**Helmets.**

**Pads.**

**Golf Bags.**

**Apparel.**

**Rehab Equipment.**

**Game-Day Kits.**

**Training Gear.**

**Medical Supplies.**

**Sports Tech Storage.**

And more.

View our Sports Accessories Pamphlet



# They Choose Us

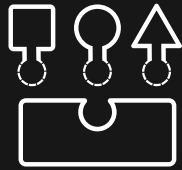
Top teams trust Montel to perform behind the scenes, and we're proud to be part of their winning systems.



# Why Montel Outperforms the Competition?

Because no one builds storage systems that perform better, last longer, and adapt smarter. Period.

## Adaptable



Modular components that grow with your needs.

## Durable



Engineered for real-world intensity, season after season.

## Efficient



Designed to recover floor space and streamline every movement.

## Trusted



Proven across NCAA, pro teams, and Olympic-level organizations.



# Trusted Everywhere

---

From professional teams in North America to museums, libraries, and vertical farms worldwide, our global footprint spans industries and continents, a testament to the quality, innovation, and reliability that travel well.



**74**

Countries

**65**

Distributors

**100**

Years





# Custom Panels

## Tailored to Your Team



From team colors to branded face panels, Montel's systems don't just organize — they represent. We collaborate with you to create a system that becomes part of your team's identity.



ING  
RK  
HERE



San Jose Sharks






New Jersey Devils





Philadelphia Flyers



Pittsburgh Penguins





Princeton Tigers



Blizzard du Séminaire St-François



Belen Wolverines





Épica Fútbol Colección



Wagner Seahawks





“ All our gear is now properly organized. We now have the capability of storing much more sporting goods for multiple sports within the same footprint. We like the ability to customize easily our shelving system, and all the accessories as we can now rapidly change from one sport to another. ”

**Sam Wrobel, Assistant Equipment Manager**  
Wisconsin Badgers, University of Wisconsin





“ The Mobilex allows us ample storage for all of our Adidas apparel, our dugout shoulder pads, our helmets that we use from our practice to our two game sets, all fit in perfect to where we want them and keeps them organized.

On a grander scale, it allows us to store things in a way that we can keep better tabs of everything. Game jerseys is a big thing, they only wear them once a week, so we need a place to store them. It helps us manage our ordering and our time better. ”

**Nathan Hinkley**, Director of Equipment,  
Florida Atlantic University - Boca Raton, FL









# Product Catalog

**Mobile Solutions**

**22-23**

**Shelving Solutions**

**26-27**

**Locker-Style Cabinet Solutions**

**28**

**Worktables**

**29**

**Accessories**

**31-34**



# Mobile Solutions

Double your storage.  
Protect what matters.  
Move with confidence.



Montel's mobile storage systems help sports organizations recover up to **50% more floor space** — while improving access, security, and day-to-day efficiency. By transforming static shelving into high-density, movable systems, mobile storage creates room to grow and perform.



Explore Montel's mobile systems in action





# Bulk&Roll™

Storage. Dialed In.



## LIGHT-DUTY MECHANICAL-ASSIST MOBILE SYSTEM

Montel's BULK&ROLL mobile system has been developed for general storage applications of light to medium loads of bulky items. Its light weight, reliability, and simple design allow easy installation, use, and maintenance.

**COMPATIBLE RACKING:** Light-Duty Bolted BULKRAK™, 4D Wide Span™

### DIMENSIONS & LOAD CAPACITY

Mobile Trolley Length Range:	4' to 50' (1.22 m to 15.24 m)
BULKRAK™ & 4D Wide Span™ Depth on Trolley:	36" (914 mm), 42" (1,067 mm), 48" (1,219 mm)
BULKRAK™ & 4D Wide Span™ Bay Load Capacity:	2,400 lb (1,090 kg)
Mobile System Load Capacity:	18,000 lb (8,165 kg) per trolley

### RAIL OPTIONS:

- **Surface-Mounted One-Piece Aluminum Rail**  
Rust-proof aluminum rail anchored directly to the floor surface.
- **Minimal Rails**  
Only a single guide rail (rear or center) when floor conditions allow, enabling near-railless operation.

### SAFETY FEATURE:

Aisle-safety push-button lock located at the center of the SafeCrank™ handle

# Mobilex®

World-Class Efficiency. Game on.



## MECHANICAL-ASSIST MOBILE CARRIAGE

The smoothest mechanical-assist mobile system in the industry. Featuring optional patented in-aisle safety brakes and an aisle-safety push button integrated into the SafeCrank® handles, it delivers effortless mobility with total control and peace of mind

**COMPATIBLE SHELVING:** SmartShelf®, 4D Wide Span™, Aetnastak®

### DIMENSIONS & LOAD CAPACITY

Mobile Carriage Length Range:	3' to 60' (0.914 m to 18.288 m)
SmartShelf® Depth on Carriage:	15" to 48" (381 to 1,219 mm)
SmartShelf® Shelves Adjustability:	Every 1" (25 mm)
4D Wide Span™ Beams Adjustability:	Every 2" (51 mm)
Mobile System Load Capacity:	1,000 lb per linear foot (454 kg)   Up to 45,000 lb (20,412 kg) per carriage

### TRACK & FLOOR SURFACE OPTIONS

- Recessed Two-Piece Track
- Floor-Mounted Two-Piece Track with Plywood Deck (Flush-Fit Channels) or Raised Concrete Pad
- Surface-Mounted One-Piece Steel Rail

### SAFETY FEATURE:

Aisle-safety push-button lock located at the center of the SafeCrank™ handle

# SafeAisle™

Safety-first mobility.



## POWERED ELECTRICAL MOBILE SHELVING SYSTEM

A powered, electrically driven mobile system featuring optional LED Guard Technology™ for the highest level of in-aisle safety detection in public access areas, protecting both users and gear left in the aisle. Alternative safety options are also available for basic protection

**COMPATIBLE SHELVING:** SmartShelf®, 4D Wide Span™, Aetnastak®

## DIMENSIONS & LOAD CAPACITY

Mobile Carriage Length Range:	3' to 45' (0.914 m to 13.7m)
SmartShelf® Depth on Carriage:	15" to 48" (381 to 1,219 mm)
SmartShelf® Shelves Adjustability:	Every 1" (25 mm)
4D Wide Span™ Beams Adjustability:	Every 2" (51 mm)
Mobile System Load Capacity:	1,000 lb per linear foot (454 kg)   Up to 45,000 lb (20,412 kg) per carriage

## STANDARD SAFETIES:

### Aisle-Entry People Counter

Integrated into the system, the Aisle-Entry People Counter counts users entering and exiting the aisles for maximum protection. This feature is standard in all configurations.

### Infrared Foot-Level Safety Beam (One Side of Mobile Carriage)

Suitable only for very low traffic restricted areas and short mobile carriages, but not recommended for public access spaces.

### Infrared Foot-Level Safety Beams (Both Sides of Mobile Carriage)

Suitable only for low to medium traffic restricted areas, but not recommended for public access spaces.

## ADVANCED OPTIONAL SAFETY:

### Aisle LED Guard™

Complete Aisle-Detection Passive Safety System – The Aisle LED Guard™ ensures complete aisle-detection, covering every part of the aisle with no dead spots. This advanced option is designed to enhance safety further.

# SmartGlide™

Smart Moves. Side to Side.



## LATERAL MOVABLE & MODULAR SHELVING SYSTEM

SmartGlide™ push-and-slide modular lateral storage system is a compact, high-density movable shelving solution that maximizes your available space for optimal efficiency. It's an excellent alternative when space limitations prevent the use of one of our high-density mobile carriage systems.

**COMPATIBLE SHELVING:** Cabinet-Style™, SmartShelf®

## DIMENSIONS & LOAD CAPACITY

Floor:	Made of 3/4" (19mm) plywood with the rails preinstalled
Movable System Length Range:	3' to 40' (0.914 m to 12.192 m)
Shelving Width on Carriage:	24" (610 mm) to 48" (1,219 mm)
SmartShelf® & Cabinet-Style™ Bay Load Capacity:	Up to 2,000 lb (907 kg)

## RAIL & ANCHORING OPTIONS:

- **Surface-mounted** – Anchored directly on the floor
- **Plywood veneer mounting** – Anchored directly onto a plywood veneer


## SAFETY FEATURE:

Anti-tip device mounted on top of the system.



# SmartSpace™ 2M

Compact. Agile. Winning.



## MANUAL LOW-PROFILE MOBILE SHELVING SYSTEM

Operated manually, the SMARTSPACE® 2M light-duty mobile storage system delivers practical, efficient, and cost-effective solutions for a variety of light-duty applications.

**COMPATIBLE SHELVING:** SmartShelf®, Cabinet-Style™, and 4D Wide Span™

### DIMENSIONS & LOAD CAPACITY

Mobile Carriage Length Range:	Up to 16' (4.88 m)
Shelving Width on Carriage:	24" (610 mm) to 48" (1,219 mm)
SmartShelf® / Cabinet-Style™ Shelves Adjustability:	Every 1" (25 mm)
4D Wide Span™ Beams Adjustability:	Every 2" (51 mm)
Mobile Carriage Load Capacity:	Up to 12,000 lb (5,443 kg)

### RAIL OPTION:

Surface-mounted, very low-profile galvanized rail to prevent corrosion, designed with no channels to collect debris.

### SAFETY OPTION:


Foot-latch safety brake

## SmartSpace™ Plus 2M MANUAL LOW-PROFILE MOBILE SHELVING SYSTEM WITH MODULAR DECKING



# SmartSpace™ 2MA

Flexible. Durable. Score Big.



## MECHANICAL-ASSIST LOW-PROFILE MOBILE SHELVING SYSTEM

Operated with our 3-spoke SafeCrank handle, SMARTSPACE 2MA light-duty mechanical-assist mobile storage systems bring practical, efficient, and cost-effective storage solutions to various light-duty applications.

**COMPATIBLE SHELVING:** SmartShelf®, Cabinet-Style™, and 4D Wide Span™

### DIMENSIONS & LOAD CAPACITY

Mobile Carriage Length Range:	Up to 24' (7,315 m)
Shelving Width on Carriage:	24" (610 mm) to 48" (1,219 mm)
SmartShelf® / Cabinet-Style™ Shelves Adjustability:	Every 1" (25 mm)
4D Wide Span™ Beams Adjustability:	Every 2" (51 mm)
Mobile Carriage Load Capacity:	Up to 12,000 lb (5,443 kg)

### RAIL OPTION:

Surface-mounted, very low-profile galvanized rail to prevent corrosion, designed with no channels to collect debris.

### SAFETY FEATURE:

Aisle-safety push-button lock located at the center of the SafeCrank™ handle

## SmartSpace™ Plus 2MA MECHANICAL-ASSIST LOW-PROFILE MOBILE SHELVING SYSTEM WITH MODULAR DECKING



# Shelving Solutions

Versatile systems.  
Precise protection.  
Built to adapt.



Montel's shelving solutions combine strength, flexibility, and smart design. No matter the size or shape of your gear, apparel, or supplies, our systems are built to protect, organize and preserve your assets. From hybrid modular units to heavy-duty wide-span shelving, every product is engineered to handle the demands of your facility — and built to grow with your team

Explore our shelving systems in action





# SmartShelf®

Organized. Ready for anything.



## 4-POST HYBRID MULTI-USE SHELVING SYSTEM

A fully adjustable 4-post hybrid shelving system that adapts to virtually any collection. SmartShelf® combines open and closed storage in one flexible solution, ideal for objects of varying size and shape

### DIMENSIONS & LOAD CAPACITY

Width:	24", 30", 36", 39 3/8", 42", 48", 54"
Depth (back-to-back shelf):	12", 13", 15", 16", 18", 20", 24", 30", 36"
Height:	30" to 120" (1" increments)
Capacity:	Up to 500 lb per shelf

# Cabinet Style

No clutter. Just clarity.



## CASE-TYPE OFFICE SHELVING SYSTEM AND MULTI-USE STORAGE

Keep your sports facility organized with case-type shelving designed for gear, files, and everyday essentials.

### DIMENSIONS & LOAD CAPACITY

Width:	24", 30", 36"
Depth:	7", 8", 9", 10", 11", 12", 13", 14", 15", 16"
Height:	30" to 108" (1" increments)
Shelf Load Capacity:	Up to 50 psf

# 4D Wide Span

Big gear. Versatile solutions.



## 4-POST WIDE SPAN RACKING FOR BULK STORAGE

Engineered for bulk storage of heavy, oversized, or irregularly shaped items, Montel's 4D Wide Span shelving semi-industrial design ensures 100% shelf utilization with double-sided access, and it can be configured as a fixed or mobile system.

### DIMENSIONS & LOAD CAPACITY

Load Per Bay:	Up to 5,000 lbs per bay (2 268 kg)
Load Per Level:	3" Beam : 1,000 lbs per pair of beam (454 kg) 4" Beam : 1,500 lbs per pair of beam (680 kg)
Span:	4' to 8' (1.2 m to 2.4 m)
Height:	Up to 20' (6.1 m)
Depth:	24" to 48" (610 mm to 1219 mm)

# Locker-Style Cabinet Shelving Solutions

Everyone in the Zone.



In high-performance environments, every detail matters — and lockers are no exception. Montel's locker-style cabinet shelving delivers the strength of shelving with the clean look of lockers.


Both systems integrate a wide range of accessories, giving programs the flexibility to adapt as needs evolve.

## CABINET-STYLE (CASE-TYPE SHELVING)

Smooth full-height partitions with no posts or exposed edges — nothing gets caught. Shelves adjust effortlessly at every 1" (25 mm), and the 4-bend shelf design ensures no sharp edges, improving safety and durability. Units can be equipped with lockable or non-lockable doors, balancing security with accessibility. This design maximizes usable space while maintaining a clean, furniture-like aesthetic.

## SMARTSHELF® (FOUR-POST SHELVING):

A more economical option with square posts (not L&T like commodity shelving). Shelves adjust at every 1" (25 mm) without tilting or removing other shelves. Each shelf benefits from the 4-bend design — no sharp edges, stronger load capacity, and safer handling. SmartShelf also delivers up to ¾" (19 mm) more usable linear storage per shelf than typical L&T posts, a huge advantage across multi-tiered and multi-section systems. Lockable or non-lockable doors are also available.



**The result?** Athletes stay focused. Coaches stay organized. Teams stay game-ready.



# Worktables

Where Performance Meets Precision

Montel worktables are engineered for reliability and performance in high-demand environments.

Built on the proven SmartShelf® (4-post) shelving system, they share the same modular DNA, meaning most SmartShelf® accessories can be fitted or interchanged seamlessly.



## Worktops

Counter-height tables come standard with a durable steel surface, with optional stainless steel or wood finishes.

## Drawers

Available in commercial-grade or industrial-grade, with or without locks (not available on caster models).

## Mobility

Tables can be mounted on lockable casters for flexible layouts.

## Applications

Ideal for preparation, maintenance, and repairs – delivering a workspace built around the needs of sports teams.

The background of the entire image is a photograph of a locker room or equipment room. It shows multiple rows of white metal shelves. Each shelf is filled with white football helmets that have red facemasks. The shelves are adjustable, and the helmets are arranged in a neat, repeating pattern across the frame. The lighting is even, highlighting the texture of the helmets and the structure of the shelves.

**“ Montel offers the flexibility to customize our shelves more. We can adjust the Montel shelves at 1" increments. That inch adjustment in height can make a huge difference in additional storage space. ”**

**Sam Wrobel, Assistant Equipment Manager  
Wisconsin Badgers, University of Wisconsin**





# Accessories

Little things that make a big play.



From smoother grabs to faster setups, the right accessories turn storage into strategy. Montel's lineup is designed to support your flow – with hooks, holders, dividers, and custom inserts that keep every item in check and every movement efficient.

No more fumbles. Just smart, seamless access when it counts.



**Adjustable Bin Dividers**



**Adjustable  
Dividers**



**Clear-Front  
Ball Dispensers**



**Stick  
Supports**




**Javelin  
Supports**




**Ski/Snowboard  
Supports**



**Bike  
Supports**



**Pull-Out Drawers**





**Apparel Rods**



**Universal Crossbars With Hooks**



**Shoulder Pad Rods**



**Shelf Front Lips**



**Counter-High Worktables**



**Smartshelf® Movable Cart**



**SmartShelf® Movable Shelving Units on Casters**





**Perforated Face Panels**



**Perforated Shelves**



**Whiteboard  
Face Panels**



**Hinged Doors**



**Rolling Shutter Doors**



**UpFront™ Adjustable  
Hanging Bins**



**UpFront™ Storage  
Units**



**Overhead LED  
Aisle Lighting**







“ Probably my favorite aspects of the Montel system is how you can customize it to what you need to do with it... and we evolve so much, and we can adjust our system to make it fit for us. ”


**Chris Davidson Adams**, Head Equipment Manager  
Vegas Golden Knights, Las Vegas, AZ





**Montel helps you store more so you can play harder,  
recover faster, and win smarter.**

Let's build your game plan.



Get in Touch



**MONTEL**<sup>™</sup>  
INTELLIGENT USE OF SPACE<sup>™</sup>

877-935-0236   sales@montel.com   montel.com